


## VSH PowerPress®



# Environmental Product Declaration

in accordance with  
ISO 14044, ISO 14040 and EN 15804

## 1 general information

### 1.1 note on this document

The original document was written in English, all other versions are a translation of the original document.

### 1.2 declaration holder

#### Aalberts integrated piping systems B.V.

Oude Amersfoortseweg 99 / 1212 AA Hilversum /  
+31 (0)35 - 6884 211 / info.nl@aalberts-ips.com /  
www.aalberts-ips.eu

Aalberts integrated piping systems develops the most advanced integrated piping systems for distribution and control of liquids and gases. These systems are used in various markets such as industry, utility and residential construction. We offer fully integrated piping systems in valve, connection, fastening and piping technology. In close cooperation with our customers, we build the perfect integrated piping system that meets all their requirements. Our piping systems are easy to specify, install, check and maintain, saving you considerable time on preparation and installation. We meet the highest quality and industry standards required in our markets. The Aalberts integrated piping systems production locations mentioned in this document, Hilversum and Zeewolde, are certified acc. ISO 9001, ISO 14001 and ISO 45001.

### 1.3 declared Product

This document applies to the VSH PowerPress® fittings listed in the appendix -chapter 5- of this document. Articles with brass or gunmetal components are not covered in this declaration. A VSH PowerPress® bend 90° FF ¾", article number PWR9400017, has been used as a reference article.

### 1.4 verification

The European standard EN15804:2012 +A2:2019 has been used as the core PCR. Environmental product declarations for construction products may not be comparable if they do not comply with the EN15804. It is only possible to make a limited comparison between life cycle assessment results when different background databases are used and/or different assumptions as described in chapter 3.3.

This is a Self-Declared Environmental Product Declaration acc. NEN-EN ISO 14025.

Version: 1.0

Date of issue: 01/09/2023

Author of LCA: Fabian Bruns

Calculated in: Ecochain, v4.0.3

Production data: 2021

Hilversum, September 2023

Aalberts integrated piping systems B.V.

-----



Roland Voermans  
COO

## 2 product

### 2.1 description and application purpose

VSH PowerPress® is a complete piping system suitable for a wide variety of applications, from heating and cooling to solar installations and compressed air systems. The VSH PowerPress® range consists of press fittings, valves and pressing tools. The VSH PowerPress® fittings are pressed with jaws and slings with DW-profile. VSH PowerPress® fittings are manufactured from E235 Carbon steel and protected against corrosion by a zinc-nickel coating of 3-5 µm. Fittings with parts made of gunmetal or brass are not covered by this declaration.

- VSH PowerPress® can be used with carbon steel pipes in accordance with EN 10220 (EN 10216-1 and EN 10217-1), EN 10255 and ASTM A53, A106, A135 and A795.

The o-ring has decisive influence on the performance of the system in different applications, with different media and parameters. The material is:


- EPDM (Ethylene Propylene Diene Monomer / black)

The VSH PowerPress® LBP function is achieved using a special, patented o-ring. Fittings with a Leak Before Pressed function have the advantage that connections which have not been pressed will leak water during pressure testing.

Visu-Control® is an additional safety feature on VSH PowerPress® fittings which ensures that a visual and tangible check is carried out (in addition to the Leak Before Pressed function). After pressing, the snapped off parts of the Visu-Control® ring are disposed of.

### 2.2 VSH PowerPress® fittings

All VSH PowerPress® fittings are produced in our modern, automated factory in the Netherlands. The VSH PowerPress® product range includes fittings, valves and tools. VSH PowerPress® fittings are compatible with various press tool brands. Use our online tool selector to find the right tool for the right material. During the pressing process, bead, socket and tube are deformed to form a leak-tight and mechanically strong, permanent connection.



1. fitting body
2. DW-profile
3. insertion socket
4. o-ring
5. protection ring
6. grip-ring
7. Visu-Control® ring

For the composition of the components, see chapter 3.2 "product composition"

### 2.3 range and conversion factors

The reference product for this declaration is the VSH PowerPress® bend 90° FF 22. This article was chosen as a reference because it is the most common product in the VSH PowerPress® article range. The life cycle assessment results in chapter 4 can be converted to other articles listed in the appendix of this document. This can be done by multiplying the results with the conversion factor for a specific product. For products and their corresponding conversion factors, see the appendix -chapter 5-

## 3 life cycle assessment scope

### 3.1 system boundaries

This EPD can be regarded as a Cradle-to-Gate with options, module C2 and D. The following phases are considered not relevant for this product range: A5, B, C1, C3 and C4.

### 3.2 declared unit composition

The reference article, VSH PowerPress® 90° bend FF ¾", consists of the following raw materials:

carbon steel:	211 gram
stainless steel:	11
brass:	3
plastic:	2
EPDM:	4 gram
coating:	17 milligram
Total:	231 gram

### 3.3 assumptions and background information

**A1:** For the raw material supply 100% of the materials on the bill of materials were modelled using data from the Ecoinvent database.

**A2:** For transport of materials to Aalberts integrated piping systems in Hilversum specific transport distances from materials suppliers were used. Class Euro5 trucks are used as the main means of transport and were used for calculation.

**A3:** VSH PowerPress® products are manufactured in the factory of Aalberts integrated piping systems located in Hilversum, Netherlands. This factory makes use of green electricity for manufacturing the VSH PowerPress® products. Therefore the green electricity Netherlands mix, was used for calculating the electricity consumption. Water and auxiliary materials were considered negligible.

Assembly of products is done at a separate Aalberts integrated piping systems warehouse located in Zeewolde, Netherlands. This warehouse also uses green electricity. The electricity consumption for this process was estimated and modelled at 10% of the electricity consumed for manufacturing.

**A4:** Transport from the factory in Hilversum to production partners and the warehouse is done by Aalberts integrated piping systems and logistical partners. The main means of transport is by Class Euro5 trucks. The transportation distance is calculated at 715 km.

Transportation to customers within Europe is done by logistical partners. The main means of transport in Europe is by Class Euro5 trucks. The average transportation distance is calculated at 662 km.

**A5:** The installation is done by use of a press tool which uses a considered negligible amount of energy.

**B1-B7:** A VSH PowerPress® fitting is designed for a lifetime of 50+ years of service. A VSH PowerPress® fitting needs no maintenance, repair, replacement or refurbishment and has no operational water or energy use during its lifetime.

**C1-C4:** The piping system is assumed to be stripped as a whole from a building in the demolition process and separate energy used for the fitting de-construction is considered negligible in this process. Transportation to a waste processing site is assumed at 30 km and modelled by use of Class Euro5 trucks. The waste processing is assumed to be done at a material level rather than component level since the fittings are permanently fitted onto piping. Therefore energy consumption for the waste processing of fittings was considered negligible. Partial disposal was considered to happen at a recycler rather than a waste processor and is therefore calculated in phase D.

**D:** Average recycling rates for building materials in Europe were used to calculate the amount of material that went for recycling, incineration and landfill. 90% of steel will be recycled, 42.5% of plastics recycled and remainder incinerated, the O-ring completely incinerated. Remainder of the product was calculated to go to landfill.

### 3.4 quality of life cycle assessment, data and reporting

This environmental product declaration is based on a life cycle assessment conducted according to the ISO 14040 and ISO 14044 and meets further requirements from the EN 15804:2012 + A2:2019. The modelling and calculation was done in the Ecochain software tool "Helix", which uses the Ecoinvent database. Inventory data was mainly provided by Aalberts integrated piping systems b.v. and was peer reviewed by several internal partners. The environmental product declaration report is automatically generated to prevent human errors and ensure its quality. Improved quality of the life cycle assessment will be achieved when it would get externally verified according to ISO 14025. Because of the nature of a life cycle assessment and accompanying assumptions, the environmental impact of a product will remain an underestimate. Care must be taken when comparing EPDs from different sources. Aalberts integrated piping systems b.v. is committed to providing the most accurate environmental impact possible to its customers and will continue to improve the quality of the data, model and results.

## 4 life cycle assessment results

The following environmental profile shows the results of the life cycle assessment of a single unit of the declared product.

### Environmental Profile

This LCA is calculated according to: ISO 14044, ISO 14040 and EN 15804  
Ecochain v4.0.3



Product: VSH PowerPress bend 90° 3/4 inch EPDM  
Unit: 1 units  
Manufacturer: Aalberts IPS - NL

LCA standard: EN15804+A2 (2019)  
Standard database: Dutch - Nationale Milieudatabase v3.3 (obv Ecoinvent 3.6)  
Externally verified: No  
Export date: 13-09-2023



The LCA background information and project dossier have been registered in the online Ecochain application in the account Aalberts IPS - NL (2020). (☑ = module declared, MND = module not declared).

A1	A2	A3	A4	A5	B1	B2	B3	B4	B5	B6	B7	C1	C2	C3	C4	D
☑	☑	☑	☑	MND	MND	MND	MND	MND	MND	MND	MND	MND	MND	MND	MND	☑
<b>Product stage</b>					<b>Use stage</b>							<b>End-of-Life stage</b>				
A1 Raw material supply A2 Transport A3 Manufacturing					B1 Use B2 Maintenance B3 Repair B4 Replacement B5 Refurbishment							C1 De-construction demolition C2 Transport C3 Waste processing				
<b>Construction process stage</b>					<b>Operational energy use</b>							<b>Benefits and loads beyond the system boundaries</b>				
A4 Transport gate to site					B6 Operational energy use B7 Operational water use							C4 Disposal				
A5 Assembly / Construction installation process												D Reuse - Recovery - Recycling - potential				

### environmental impacts and parameters

GWP-total = EF Climate Change [kg CO<sub>2</sub> eq]; GWP-f = EF Climate change - Fossil [kg CO<sub>2</sub> eq]; GWP-b = EF Climate Change - Biogenic [kg CO<sub>2</sub> eq];  
 GWP-luluc = EF Climate Change - Land use and LU change [kg CO<sub>2</sub> eq]; ODP = EF Ozone depletion [kg CFC11 eq]; AP = EF Acidification [mol H+ eq];  
 EP-fw = EF Eutrophication, freshwater [kg P eq]; EP-m = EF Eutrophication, marine [kg N eq]; EP-T = EF Eutrophication, terrestrial [mol N eq]; POCP  
 = EF Photochemical ozone formation [kg NMVOC eq]; ADP-mm = EF Resource use, minerals and metals [kg Sb eq]; ADP-f = EF Resource use, fossils [MJ];  
 WDP = EF Water use [m<sup>3</sup> depriv.]; PM = EF Particulate matter [disease inc.]; IR = EF Ionising radiation [kBq U-235 eq]; ETP-fw = EF Ecotoxicity, freshwater [CTUe];  
 HTP-c = EF Human toxicity, cancer [CTUh]; HTP-nc = EF Human toxicity, non-cancer [CTUh]; SQP = EF Land use [Pt]; PERE = Use of renewable primary energy excluding renewable primary energy resources used as raw materials [MJ];  
 PERM = Use of renewable primary energy resources used as raw materials [MJ]; PERT = Total use of renewable primary energy resources [MJ];  
 PENRE = Use of non-renewable primary energy excluding non-renewable primary energy resources used as raw materials [MJ]; PENRM = Use of non-renewable primary energy resources used as raw materials [MJ];  
 PENRT = Total use of non-renewable primary energy resources [MJ]; PET = Total energy [MJ]; SM = Use of secondary material [kg]; RSF = Use of renewable secondary fuels [MJ]; NRSF = Use of non-renewable secondary fuels [MJ];  
 FW = Use of net fresh water [m<sup>3</sup>]; HWD = Hazardous waste disposed [kg]; NHWD = Non-hazardous waste disposed [kg]; RWD = Radioactive waste disposed [kg];  
 CRU = Components for re-use [kg]; MFR = Materials for recycling [kg]; MER = Materials for energy recovery [kg]; EE = Exported energy [MJ]; EET = Exported energy thermic [MJ]; EEE = Exported energy electric [MJ]

### statement of confidentiality

This document and supporting material contain confidential and proprietary business information of Aalberts integrated piping systems. These materials may be printed or (photo) copied or otherwise used only with the written consent of Aalberts integrated piping systems.

results

Environmental impact	Unit	A1	A2	A3	A1-A3	A4	D	Total
GWP-total	kg CO2 eq	6.723E-1	3.234E-3	1.633E-2	6.919E-1	2.704E-2	-2.513E-1	4.676E-1
GWP-f	kg CO2 eq	6.702E-1	3.231E-3	1.392E-2	6.873E-1	2.702E-2	-2.532E-1	4.612E-1
GWP-b	kg CO2 eq	1.981E-3	1.724E-6	2.344E-3	4.327E-3	1.247E-5	1.749E-3	6.088E-3
GWP-luluc	kg CO2 eq	2.638E-4	1.129E-6	6.231E-5	3.272E-4	9.899E-6	8.407E-5	4.212E-4
ODP	kg CFC11 eq	1.307E-8	7.340E-10	1.941E-9	1.575E-8	5.963E-9	-8.653E-9	1.306E-8
AP	mol H+ eq	7.097E-3	1.320E-5	2.458E-4	7.356E-3	1.567E-4	-1.102E-3	6.411E-3
EP-fw	kg P eq	8.743E-6	2.537E-8	5.091E-7	9.277E-6	2.725E-7	-6.526E-6	3.023E-6
EP-m	kg N eq	6.128E-4	3.917E-6	5.103E-5	6.678E-4	5.521E-5	-1.835E-4	5.395E-4
EP-T	mol N eq	2.630E-2	4.332E-5	8.445E-4	2.719E-2	6.087E-4	-2.136E-3	2.566E-2
POCP	kg NMVOC eq	1.643E-3	1.326E-5	1.582E-4	1.815E-3	1.738E-4	-1.575E-3	4.136E-4
ADP-mm	kg Sb eq	7.667E-4	8.744E-8	1.415E-6	7.683E-4	6.845E-7	2.586E-7	7.692E-4
ADP-f	MJ	7.490E+0	4.872E-2	1.527E-1	7.691E+0	4.074E-1	-1.921E+0	6.177E+0
WDP	m3 depriv.	1.042E-1	1.356E-4	6.488E-3	1.108E-1	1.457E-3	-4.014E-2	7.213E-2
PM	disease inc.	6.998E-8	2.248E-10	2.496E-9	7.270E-8	2.426E-9	-6.434E-9	6.869E-8
IR	kBq U-235 eq	9.807E-3	2.130E-4	1.158E-4	1.014E-2	1.707E-3	1.983E-3	1.383E-2
ETP-fw	CTUe	1.076E+1	3.901E-2	7.802E-1	1.158E+1	3.633E-1	-8.645E+0	3.302E+0
HTP-c	CTUh	1.315E-9	1.096E-12	4.013E-11	1.356E-9	1.178E-11	1.039E-10	1.472E-9
HTP-nc	CTUh	1.706E-8	4.254E-11	1.214E-9	1.831E-8	3.974E-10	5.664E-8	7.535E-8
SQP	Pt	8.537E-1	3.360E-2	5.375E+0	6.263E+0	3.535E-1	-4.154E-1	6.201E+0
Resource use	Unit	A1	A2	A3	A1-A3	A4	D	Total
PERE	MJ	3.148E-1	6.876E-4	2.059E+0	2.375E+0	5.101E-3	2.569E-2	2.406E+0
PERM	MJ	7.593E-5	0	0	7.593E-5	0	0	7.593E-5
PERT	MJ	3.149E-1	6.876E-4	2.059E+0	2.375E+0	5.101E-3	2.569E-2	2.406E+0
PENRE	MJ	7.632E+0	5.173E-2	1.626E-1	7.846E+0	4.326E-1	-1.993E+0	6.285E+0
PENRM	MJ	2.640E-4	0	0	2.640E-4	0	0	2.640E-4
PENRT	MJ	7.632E+0	5.173E-2	1.626E-1	7.846E+0	4.326E-1	-1.993E+0	6.285E+0
PET	MJ	7.947E+0	5.242E-2	2.222E+0	1.022E+1	4.377E-1	-1.968E+0	8.691E+0
SM	kg	0	0	0	0	0	0	0
RSF	MJ	0	0	0	0	0	0	0
NRSF	MJ	0	0	0	0	0	0	0
FW	m3	3.274E-3	5.131E-6	2.057E-4	3.485E-3	4.962E-5	-9.103E-4	2.624E-3
Output flows and waste categories	Unit	A1	A2	A3	A1-A3	A4	D	Total
HWD	kg	9.913E-5	1.277E-7	9.356E-11	9.926E-5	1.032E-6	-3.425E-5	6.604E-5
NHWD	kg	8.394E-2	2.329E-3	6.508E-5	8.633E-2	2.584E-2	7.396E-3	1.196E-1
RWD	kg	6.148E-6	3.322E-7	4.218E-11	6.480E-6	2.675E-6	-2.276E-7	8.928E-6
CRU	kg	0	0	0	0	0	0	0
MFR	kg	0	0	0	0	0	0	0
MER	kg	0	0	0	0	0	0	0
EE	MJ	0	0	0	0	0	0	0
EET	MJ	0	0	0	0	0	0	0
EEE	MJ	0	0	0	0	0	0	0

## 5 appendix

The life cycle assessment results listed in chapter 4 can be converted to the other sales articles listed using the conversion factor in accordance with the following tables.

C9401 VSH PowerPress® straight coupling (2 x press)		
article no.	dimension	conversion factor
PWR9400809	½"	0,55
PWR9400811	¾"	0,71
PWR9400820	1"	1,06
PWR9400831	1¼"	1,75
PWR9400842	1½"	2,21
PWR9400853	2"	2,93

C9403 VSH PowerPress® slip coupling (2 x press)		
article no.	dimension	conversion factor
PWR9400864	½"	0,61
PWR9400875	¾"	0,78
PWR9400886	1"	1,16
PWR9400897	1¼"	1,83
PWR9400908	1½"	2,39
PWR9400919	2"	3,11

C9408 VSH PowerPress® bend 90° (2 x press)		
article no.	dimension	conversion factor
PWR9400006	½"	0,74
PWR9400017	¾"	1,00
PWR9400028	1"	1,60
PWR9400039	1¼"	2,50
PWR9400041	1½"	3,34
PWR9400050	2"	4,84

C9411 VSH PowerPress® bend 90° (press x insert)		
article no.	dimension	conversion factor
PWR9400061	½"	0,76
PWR9400072	¾"	1,03
PWR9400083	1"	1,67
PWR9400094	1¼"	2,52
PWR9400105	1½"	3,34
PWR9400116	2"	5,12

C9413 VSH PowerPress® bend 45° (2 x press)		
article no.	dimension	conversion factor
PWR9400127	½"	0,61
PWR9400138	¾"	0,83
PWR9400149	1"	1,31
PWR9400151	1¼"	2,05
PWR9400160	1½"	2,71
PWR9400171	2"	3,82

C9412 VSH PowerPress® bend 45° (press x insert)		
article no.	dimension	conversion factor
PWR9400182	½"	0,63
PWR9400193	¾"	0,85
PWR9400204	1"	1,34
PWR9400215	1¼"	2,07
PWR9400226	1½"	2,76
PWR9400237	2"	4,09

C9414 VSH PowerPress® tee (3 x press)		
article no.	dimension	conversion factor
PWR9400248	½"	1,07
PWR9400259	¾"	1,40
PWR9400261	1"	2,15
PWR9400270	1¼"	3,27
PWR9400281	1½"	4,38
PWR9400292	2"	5,93

C9415 VSH PowerPress® tee reduced (3 x press)		
article no.	dimension	conversion factor
PWR9400303	¾" x ½" x ¾"	1,32
PWR9400314	1" x ½" x 1"	1,89
PWR9400325	1" x ¾" x 1"	1,96
PWR9400336	1¼" x ½" x 1¼"	2,74
PWR9400347	1¼" x ¾" x 1¼"	2,80
PWR9400358	1¼" x 1" x 1¼"	2,98
PWR9400369	1½" x ½" x 1½"	3,57
PWR9400371	1½" x ¾" x 1½"	3,64
PWR9400380	1½" x 1" x 1½"	3,80
PWR9400391	1½" x 1¼" x 1½"	4,15
PWR9400402	2" x ½" x 2"	4,80
PWR9400413	2" x ¾" x 2"	4,86
PWR9400424	2" x 1" x 2"	5,07
PWR9400435	2" x 1¼" x 2"	5,41
PWR9400446	2" x 1½" x 2"	5,61

C9418 VSH PowerPress® tee female branch (press x female thread x press)		
article no.	dimension	conversion factor
PWR9400457	½" x Rp½" x ½"	0,94
PWR9400468	¾" x Rp½" x ¾"	1,20
PWR9400479	1" x Rp½" x 1"	1,81
PWR9400481	1" x Rp¾" x 1"	1,80
PWR9400490	1¼" x Rp½" x 1¼"	2,63
PWR9401700	1¼" x Rp¾" x 1¼"	2,61
PWR9401711	1¼" x Rp1" x 1¼"	2,83
PWR9400501	1½" x Rp½" x 1½"	3,51
PWR9400512	1½" x Rp¾" x 1½"	3,48
PWR9400523	1½" x Rp1" x 1½"	3,67
PWR9400534	2" x Rp½" x 2"	4,65
PWR9400545	2" x Rp¾" x 2"	4,69
PWR9400556	2" x Rp1" x 2"	4,89



<b>C9407 VSH PowerPress® reducer (press x insert)</b>		
article no.	dimension	conversion factor
PWR9400921	Ø¾" x ½"	0,55
PWR9400930	Ø1" x ½"	0,76
PWR9400941	Ø1" x ¾"	0,78
PWR9400952	Ø1¼" x ½"	1,49
PWR9400963	Ø1¼" x ¾"	1,56
PWR9400974	Ø1¼" x 1"	1,41
PWR9400985	Ø1½" x ½"	1,39
PWR9400996	Ø1½" x ¾"	1,43
PWR9401007	Ø1½" x 1"	1,66
PWR9401018	Ø1½" x 1¼"	1,78
PWR9401029	Ø2" x ½"	1,92
PWR9401031	Ø2" x ¾"	2,01
PWR9401040	Ø2" x 1"	2,13
PWR9401051	Ø2" x 1¼"	2,58
PWR9401062	Ø2" x 1½"	2,48

<b>C9405 VSH PowerPress® straight connector (press x male thread)</b>		
article no.	dimension	conversion factor
PWR9400567	½" x R½"	0,40
PWR9400578	¾" x R¾"	0,56
PWR9400589	1" x R1"	0,81
PWR9400591	1¼" x R1¼"	1,38
PWR9400600	1½" x R1½"	1,67
PWR9400611	2" x R2"	2,31

<b>C9402 VSH PowerPress® straight connector (press x female thread)</b>		
article no.	dimension	conversion factor
PWR9400622	½" x Rp½"	0,43
PWR9400633	¾" x Rp¾"	0,61
PWR9400644	1" x Rp1"	0,85
PWR9400655	1¼" x Rp1¼"	1,39
PWR9400666	1½" x Rp1½"	1,71
PWR9400677	2" x Rp2"	2,27

<b>C9439 VSH PowerPress® reducer (2 x press)</b>		
article no.	dimension	conversion factor
PWR9401073	¾" x ½"	0,54
PWR9401084	1" x ½"	0,73
PWR9401755	1" x ¾"	0,78
PWR9401766	1¼" x ¾"	1,16
PWR9401777	1¼" x 1"	1,29
PWR9401788	1½" x 1¼"	1,81
PWR9401799	2" x 1¼"	2,23
PWR9401801	2" x 1½"	2,40

<b>C9427 VSH PowerPress® flange adapter PN6 (1 x press)</b>		
article no.	dimension	conversion factor
PWR9400688	1¼" x DN32	5,01
PWR9400699	1½" x DN40	6,05
PWR9400701	2" x DN50	6,92

<b>C9426 VSH PowerPress® flanged connector PN16 (1 x press)</b>		
article no.	dimension	conversion factor
PWR9400710	1¼" x DN32	8,11
PWR9400721	1½" x DN40	9,82
PWR9400732	2" x DN50	11,44

<b>C9429 VSH PowerPress® stop end (1 x press)</b>		
article no.	dimension	conversion factor
PWR9400743	½"	0,32
PWR9400754	¾"	0,41
PWR9400765	1"	0,90
PWR9400776	1¼"	1,10
PWR9400787	1½"	1,39
PWR9400798	2"	1,85

<b>C9448 VSH PowerPress® transition for grooved couplings (press x groove)</b>		
article no.	dimension	conversion factor
PWR9401095	1" x 33,7	0,83
PWR9401106	1¼" x 42,4	1,39
PWR9401117	1½" x 48,3	1,56
PWR9401128	2" x 60,3	2,07

<b>C9446 VSH PowerPress® coupling with nut (press x female thread)</b>		
article no.	dimension	conversion factor
PWR9401359	½" x G¾"	0,65
PWR9401361	¾" x G1"	0,86
PWR9401370	1" x G1¼"	1,31
PWR9401381	1" x G1½"	1,43
PWR9401392	1¼" x G1½"	1,88
PWR9401403	1¼" x G2"	2,17
PWR9401414	1½" x G2"	2,80
PWR9401425	2" x G2½"	4,31

<b>C9441 transition to VSH XPress (2 x press)</b>		
article no.	dimension	conversion factor
PWR9401216	½" x 15	0,34
PWR9401238	¾" x 15	0,39
PWR9401227	¾" x 22	0,41
PWR9401249	1" x 15	0,60
PWR9401251	1" x 28	0,61
PWR9401260	1¼" x 35	1,02
PWR9401271	1½" x 42	1,29
PWR9401282	2" x 54	1,73

<b>C9440 transition to VSH SudoPress (2 x press)</b>		
article no.	dimension	conversion factor
PWR9401139	½" x 15	0,34
PWR9401141	¾" x 15	0,39
PWR9401161	¾" x 22	0,41
PWR9401150	1" x 15	0,60
PWR9401172	1" x 28	0,63
PWR9401183	1¼" x 35	1,00
PWR9401194	1½" x 42	1,39
PWR9401205	2" x 54	1,85



## our sustainable spirit



reduce



rethink



recycle

### more information?

---

For a complete and up-to-date product range and our additional services, visit: [www.aalberts-ips.eu](http://www.aalberts-ips.eu)

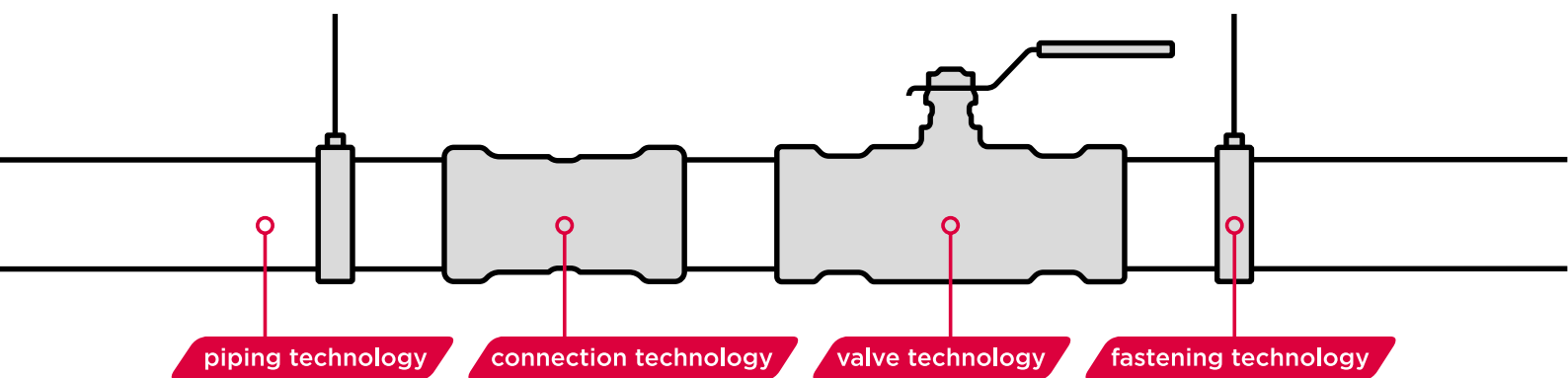
Would you like to make an appointment to meet an account manager in your region or receive advice and support from one of our experts?

Please contact:

**Aalberts integrated piping systems Customer Service**

**+31 (0)35 68 84 330**

**[salesupport.emea@aalberts-ips.com](mailto:salesupport.emea@aalberts-ips.com)**



**Aalberts integrated piping systems B.V.**

Oude Amersfoortseweg 99 / 1212 AA Hilversum

P.O. Box 498 / 1200 AL Hilversum

The Netherlands

[www.aalberts-ips.eu](http://www.aalberts-ips.eu)