

## VSH SudoPress Carbon



# Environmental Product Declaration

in accordance with  
ISO 14044, ISO 14040 and EN 15804

## 1 general information

### 1.1 note on this document

The original document was written in English, all other versions are a translation of the original document.

### 1.2 declaration holder

#### Aalberts integrated piping systems B.V.

Oude Amersfoortseweg 99 / 1212 AA Hilversum /  
+31 (0)35 - 6884 211 / info.nl@aalberts-ips.com /  
www.aalberts-ips.eu

Aalberts integrated piping systems develops the most advanced integrated piping systems for distribution and control of liquids and gases. These systems are used in various markets such as industry, utility and residential construction. We offer fully integrated piping systems in valve, connection, fastening and piping technology. In close cooperation with our customers, we build the perfect integrated piping system that meets all their requirements. Our piping systems are easy to specify, install, check and maintain, saving you considerable time on preparation and installation. We meet the highest quality and industry standards required in our markets. The Aalberts integrated piping systems production locations mentioned in this document, Hilversum and Zeewolde, are certified acc. ISO 9001, ISO 14001 and ISO 45001.

### 1.3 declared Product

This document applies to the VSH SudoPress Carbon fittings listed in the appendix -chapter 5- of this document. Articles with brass or gunmetal components are not covered in this declaration. A VSH SudoPress Carbon bend 90° FF 22, article number: 6560521, has been used as a reference article.

### 1.4 verification


The European standard EN15804:2012 +A2:2019 has been used as the core PCR. Environmental product declarations for construction products may not be comparable if they do not comply with the EN15804. It is only possible to make a limited comparison between life cycle assessment results when different background databases are used and/or different assumptions as described in chapter 3.3.

This is a Self-Declared Environmental Product Declaration acc. NEN-EN ISO 14025.

Version: 1.0  
Date of issue: 01/03/2023  
Author of LCA: Fabian Bruns  
Calculated in: Ecochain, v3.5.71  
Production data: 2021

Hilversum, February 2023  
Aalberts integrated piping systems B.V.

-----



Roland Voermans  
COO

## 2 product

### 2.1 description and application purpose

VSH SudoPress Carbon is a complete piping system suitable for a wide variety of applications, from heating and cooling to solar installations and compressed air systems. The VSH SudoPress range consists of press fittings, valves, tubes and pressing tools. The VSH SudoPress fittings are either V-profile (up to 54 mm) or M-profile (66.7 to 108 mm).

- VSH SudoPress Carbon fittings manufactured from RSt 34-2 steel and protected against corrosion by a layer of zinc that has been applied by electroplating. Fittings with parts made of gunmetal or brass are not covered by this declaration.
- VSH SudoPress Carbon tubes are available in different alloys according to En 10305-3.

The o-ring has decisive influence on the performance of the system in different applications, with different media and parameters. Depending on the application, different o-rings can be inserted in the fittings:

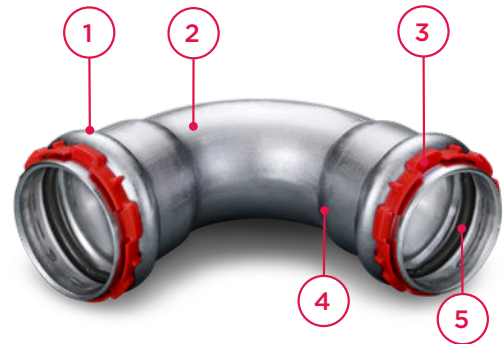
- EPDM (Ethylene Propylene Diene Monomer / black)
  - standard
- FPM (Fluoroelastomer / green)
  - for use in specific applications

The VSH SudoPress LBP function is achieved using a special, patented o-ring. Fittings with a Leak Before Pressed function have the advantage that connections which have not been pressed will leak water during pressure testing.

Visu-Control® is an additional safety feature on VSH SudoPress fittings which ensures that a visual and tangible check is carried out (in addition to the Leak Before Pressed function). After pressing, the Visu-Control® ring is disposed of.

### 2.2 VSH SudoPress Stainless fittings

All VSH SudoPress Carbon fittings are produced in our modern, automated factory in the Netherlands. The VSH SudoPress product range includes fittings, valves, tubes and tools. VSH SudoPress fittings are compatible with various press tool brands. Use our online tool selector to find the right tool for the right material. During the pressing process, bead, socket and tube are deformed to form a leak-tight and mechanically strong, permanent connection.



1. fitting bead
2. fitting body
3. Visu-Control® ring
4. insertion socket
5. o-ring

For the composition of the components, see chapter 3.2 “product composition”

### 2.3 range and conversion factors

The reference product for this declaration is the VSH SudoPress Carbon bend 90° FF 22. This article was chosen as a reference because it is the most common product in the VSH SudoPress Carbon article range. The life cycle assessment results in chapter 4 can be converted to other articles listed in the appendix of this document. This can be done by multiplying the results with the conversion factor for a specific product. For products and their corresponding conversion factors, see the appendix -chapter 5-.

## 3 life cycle assessment scope

### 3.1 system boundaries

This EPD can be regarded as a Cradle-to-Gate with options, module C2 and D. The following phases are considered not relevant for this product range: A5, B, C1, C3 and C4.

### 3.2 declared unit composition

The reference article, VSH SudoPress Carbon 90° bend FF 22, consists of the following raw materials:

carbon steel:	84.7 gram
elastomers:	1.9 gram
plastic:	0.4 gram
zinc coating:	7 milligram
Total:	87 gram

### 3.3 assumptions and background information

**A1:** For the raw material supply 100% of the materials on the bill of materials were modelled using data from the Ecoinvent database.

**A2:** For transport of materials to Aalberts integrated piping systems in Hilversum specific transport distances from materials suppliers were used. Class Euro5 trucks are used as the main means of transport and were used for calculation.

**A3:** VSH SudoPress products are manufactured in the factory of Aalberts integrated piping systems located in Hilversum, Netherlands. This factory makes use of green electricity for manufacturing the VSH SudoPress products. Therefore the green electricity Netherlands mix, was used for calculating the electricity consumption. Water and auxiliary materials were considered negligible.

Assembly of products is done at a separate Aalberts integrated piping systems warehouse located in Zeewolde, Netherlands. This warehouse also uses green electricity. The electricity consumption for this process was estimated and modelled at 10% of the electricity consumed for manufacturing.

**A4:** Transport from the factory in Hilversum to production partners and the warehouse is done by Aalberts integrated piping systems and logistical partners. The main means of transport is by Class Euro5 trucks. The transportation distance is calculated at 715km.

Transportation to customers within Europe is done by logistical partners. The main means of transport in Europe is by Class Euro5 trucks. The average transportation distance is calculated at 662km.

A5 The installation is done by use of a press tool which uses a considered negligible amount of energy.

**B1-B7:** A VSH SudoPress Carbon fitting is designed for a lifetime of 50+ years of service. A VSH SudoPress Carbon fitting needs no maintenance, repair, replacement or refurbishment and has no operational water or energy use during its lifetime.

**C1-C4:** The piping system is assumed to be stripped as a whole from a building in the demolition process and separate energy used for the fitting de-construction is considered negligible in this process. Transportation to a waste processing site is assumed at 30km and modelled by use of Class Euro5 trucks. The waste processing is assumed to be done at a material level rather than component level since the fittings are permanently fitted onto piping. Therefore energy consumption for the waste processing of fittings was considered negligible. Partial disposal was considered to happen at a recycler rather than a waste processor and is therefore calculated in phase D.

**D:** Average recycling rates for building materials in Europe were used to calculate the amount of material that went for recycling, incineration and landfill. 90% of steel will be recycled, 42.5% of plastics recycled and remainder incinerated, the O-ring completely incinerated. Remainder of the product was calculated to go to landfill.

### 3.4 quality of life cycle assessment, data and reporting

This environmental product declaration is based on a life cycle assessment conducted according to the ISO 14040 and ISO 14044 and meets further requirements from the EN 15804:2012 + A2:2019. The modelling and calculation was done in the Ecochain software tool "Helix", which uses the Ecoinvent database. Inventory data was mainly provided by Aalberts integrated piping systems b.v. and was peer reviewed by several internal partners. The environmental product declaration report is automatically generated to prevent human errors and ensure its quality. Improved quality of the life cycle assessment will be achieved when it would get externally verified according to ISO 14025. Because of the nature of a life cycle assessment and accompanying assumptions, the environmental impact of a product will remain an underestimate. Care must be taken when comparing EPDs from different sources. Aalberts integrated piping systems b.v. is committed to providing the most accurate environmental impact possible to its customers and will continue to improve the quality of the data, model and results.

## 4 life cycle assessment results

The following environmental profile shows the results of the life cycle assessment of a single unit of the declared product.

### Environmental Profile

This LCA is calculated according to: ISO 14044, ISO 14040 and EN 15804  
Ecochain v3.5.71



Product: SudoPress C bend 90° 22mm EPDM  
Unit: 1 units  
Manufacturer: Aalberts integrated piping systems

LCA standard: EN15804+A2 (2019)  
Standard database: Dutch - Nationale Milieudatabase v3.3 (obv Ecoinvent 3.6)  
Externally verified: No  
Export date: 22-02-2023



The LCA background information and project dossier have been registered in the online Ecochain application in the account Aalberts integrated piping systems (2021). (☑ = module declared, MND = module not declared).

A1	A2	A3	A4	A5	B1	B2	B3	B4	B5	B6	B7	C1	C2	C3	C4	D
☑	☑	☑	☑	MND	MND	MND	MND	MND	MND	MND	MND	MND	☑	MND	MND	☑
<b>Product stage</b>					<b>Use stage</b>							<b>End-of-Life stage</b>				
A1 Raw material supply A2 Transport A3 Manufacturing					B1 Use B2 Maintenance B3 Repair B4 Replacement B5 Refurbishment B6 Operational energy use B7 Operational water use							C1 De-construction demolition C2 Transport C3 Waste processing C4 Disposal				
<b>Construction process stage</b>																
A4 Transport gate to site A5 Assembly / Construction installation process																
												<b>Benefits and loads beyond the system boundaries</b>				
												D Reuse- Recovery- Recycling- potential				

#### environmental impacts and parameters

GWP-total = EF Climate Change [kg CO<sub>2</sub> eq]; GWP-f = EF Climate change - Fossil [kg CO<sub>2</sub> eq]; GWP-b = EF Climate Change - Biogenic [kg CO<sub>2</sub> eq];  
GWP-luluc = EF Climate Change - Land use and LU change [kg CO<sub>2</sub> eq]; ODP = EF Ozone depletion [kg CFC11 eq]; AP = EF Acidification [mol H+ eq];  
EP-fw = EF Eutrophication, freshwater [kg P eq]; EP-m = EF Eutrophication, marine [kg N eq]; EP-T = EF Eutrophication, terrestrial [mol N eq]; POCP  
= EF Photochemical ozone formation [kg NMVOC eq]; ADP-mm = EF Resource use, minerals and metals [kg Sb eq]; ADP-f = EF Resource use, fossils [MJ];  
WDP = EF Water use [m3 depriv.]; PM = EF Particulate matter [disease inc.]; IR = EF Ionising radiation [kBq U-235 eq]; ETP-fw = EF Ecotoxicity, freshwater [CTUe];  
HTP-c = EF Human toxicity, cancer [CTUh]; HTP-nc = EF Human toxicity, non-cancer [CTUh]; SQP = EF Land use [Pt]; PERE = Use of renewable primary energy excluding renewable primary energy resources used as raw materials [MJ];  
PERM = Use of renewable primary energy resources used as raw materials [MJ]; PERT = Total use of renewable primary energy resources [MJ]; PENRE = Use of non-renewable primary energy excluding non-renewable primary energy resources used as raw materials [MJ];  
PENRM = Use of non-renewable primary energy resources used as raw materials [MJ]; PENRT = Total use of non-renewable primary energy resources [MJ]; PET = Total energy [MJ];  
SM = Use of secondary material [kg]; RSF = Use of renewable secondary fuels [MJ]; NRSF = Use of non-renewable secondary fuels [MJ]; FW = Use of net fresh water [m3];  
HWD = Hazardous waste disposed [kg]; NHWD = Non-hazardous waste disposed [kg]; RWD = Radioactive waste disposed [kg]; CRU = Components for re-use [kg]; MFR = Materials for recycling [kg];  
MER = Materials for energy recovery [kg]; EE = Exported energy [MJ]; EET = Exported energy thermic [MJ]; EEE = Exported energy electric [MJ]

#### statement of confidentiality

This document and supporting material contain confidential and proprietary business information of Aalberts integrated piping systems. These materials may be printed or (photo) copied or otherwise used only with the written consent of Aalberts integrated piping systems.

results

Environmental impact	Unit	A1	A2	A3	A1-A3	A4	C2	D	Total
EP-fw	kg P eq	2.313E-6	2.641E-8	2.284E-7	2.567E-6	1.518E-7	3.181E-9	-2.441E-6	2.814E-7
EP-T	mol N eq	1.224E-2	4.509E-5	3.789E-4	1.267E-2	3.392E-4	5.431E-6	-7.785E-4	1.223E-2
GWP-luluc	kg CO2 eq	1.008E-4	1.175E-6	2.795E-5	1.300E-4	5.516E-6	1.416E-7	3.076E-5	1.664E-4
IR	kBq U-235 eq	3.268E-3	2.216E-4	5.196E-5	3.541E-3	9.512E-4	2.670E-5	7.207E-4	5.240E-3
WDP	m3 depriv.	2.520E-2	1.411E-4	2.910E-3	2.825E-2	8.121E-4	1.700E-5	-1.512E-2	1.396E-2
POCP	kg NMVOC eq	5.897E-4	1.380E-5	7.095E-5	6.744E-4	9.683E-5	1.663E-6	-5.839E-4	1.890E-4
SQP	Pt	2.340E-1	3.497E-2	2.412E+0	2.681E+0	1.969E-1	4.212E-3	-1.568E-1	2.725E+0
AP	mol H+ eq	3.154E-3	1.374E-5	1.103E-4	3.278E-3	8.730E-5	1.655E-6	-4.104E-4	2.957E-3
PM	disease inc.	2.910E-8	2.339E-10	1.120E-9	3.046E-8	1.352E-9	2.818E-11	-6.486E-10	3.119E-8
ADP-f	MJ	2.805E+0	5.071E-2	6.852E-2	2.924E+0	2.270E-1	6.108E-3	-7.246E-1	2.432E+0
GWP-total	kg CO2 eq	2.501E-1	3.366E-3	7.324E-3	2.608E-1	1.506E-2	4.054E-4	-9.444E-2	1.818E-1
GWP-b	kg CO2 eq	7.973E-4	1.794E-6	1.052E-3	1.851E-3	6.949E-6	2.161E-7	6.505E-4	2.508E-3
ETP-fw	CTUe	4.047E+0	4.059E-2	3.500E-1	4.438E+0	2.024E-1	4.890E-3	-3.193E+0	1.452E+0
HTP-c	CTUh	1.170E-10	1.141E-12	1.800E-11	1.361E-10	6.566E-12	1.374E-13	6.881E-11	2.116E-10
GWP-f	kg CO2 eq	2.492E-1	3.363E-3	6.245E-3	2.588E-1	1.505E-2	4.051E-4	-9.514E-2	1.791E-1
ADP-mm	kg Sb eq	3.760E-4	9.101E-8	6.349E-7	3.768E-4	3.814E-7	1.096E-8	9.568E-8	3.773E-4
EP-m	kg N eq	2.412E-4	4.077E-6	2.289E-5	2.682E-4	3.076E-5	4.910E-7	-6.674E-5	2.327E-4
HTP-nc	CTUh	6.192E-9	4.427E-11	5.447E-10	6.781E-9	2.214E-10	5.332E-12	2.143E-8	2.844E-8
ODP	kg CFC11 eq	4.479E-9	7.639E-10	8.707E-10	6.113E-9	3.322E-9	9.201E-11	-3.340E-9	6.188E-9
Resource use	Unit	A1	A2	A3	A1-A3	A4	C2	D	Total
PERT	MJ	6.344E-2	7.156E-4	9.239E-1	9.880E-1	2.842E-3	8.619E-5	9.347E-3	1.000E+0
PENRT	MJ	2.848E+0	5.383E-2	7.296E-2	2.975E+0	2.410E-1	6.484E-3	-7.518E-1	2.470E+0
PERM	MJ	0	0	0	0	0	0	0	0
PERE	MJ	6.344E-2	7.156E-4	9.239E-1	9.880E-1	2.842E-3	8.619E-5	9.347E-3	1.000E+0
PENRM	MJ	0	0	0	0	0	0	0	0
FW	m3	8.944E-4	5.340E-6	9.228E-5	9.920E-4	2.765E-5	6.432E-7	-3.446E-4	6.757E-4
NRSF	MJ	0	0	0	0	0	0	0	0
SM	kg	0	0	0	0	0	0	0	0
PENRE	MJ	2.848E+0	5.383E-2	7.296E-2	2.975E+0	2.410E-1	6.484E-3	-7.518E-1	2.470E+0
RSF	MJ	0	0	0	0	0	0	0	0
PET	MJ	2.911E+0	5.455E-2	9.969E-1	3.963E+0	2.439E-1	6.571E-3	-7.425E-1	3.471E+0
Output flows and waste categories	Unit	A1	A2	A3	A1-A3	A4	C2	D	Total
HWD	kg	4.784E-5	1.329E-7	4.197E-11	4.797E-5	5.753E-7	1.601E-8	-1.290E-5	3.567E-5
MER	kg	0	0	0	0	0	0	0	0
CRU	kg	0	0	0	0	0	0	0	0
EET	MJ	0	0	0	0	0	0	0	0
RWD	kg	2.187E-6	3.457E-7	1.892E-11	2.533E-6	1.491E-6	4.165E-8	-1.069E-7	3.959E-6
EEE	MJ	0	0	0	0	0	0	0	0
MFR	kg	0	0	0	0	0	0	0	0
NHWD	kg	3.658E-3	2.424E-3	2.920E-5	6.111E-3	1.440E-2	2.919E-4	2.818E-3	2.362E-2
EE	MJ	0	0	0	0	0	0	0	0

## 5 appendix

The life cycle assessment results listed in chapter 4 can be converted to the other sales articles listed using the conversion factor in accordance with the following tables.

SP8270V VSH SudoPress Carbon straight coupling (2 x press)		
article no.	dimensions	conversion factor
6561588	12	0,29
6561599	15	0,41
6561601	18	0,47
6561610	22	0,69
6561621	28	0,89
6561632	35	1,13
6561643	42	2,28
6561654	54	2,98

SP8270VM VSH SudoPress Carbon straight coupling (2 x press)		
article no.	dimensions	conversion factor
6562017	66,7	4,59
6562028	76,1	7,08
6562039	88,9	9,38
6562041	108	13,82

SP8275V VSH SudoPress Carbon slip coupling (2 x press)		
article no.	dimensions	conversion factor
6561665	12	0,40
6561676	15	0,55
6561687	18	0,67
6561698	22	0,98
6561709	28	1,34
6561711	35	1,82
6561720	42	2,93
6561731	54	4,09

SP8275VM VSH SudoPress Carbon slip coupling (2 x press)		
article no.	dimensions	conversion factor
6562050	66,7	7,85
6562061	76,1	11,63
6562072	88,9	15,17
6562083	108	25,52

SP8002V VSH SudoPress Carbon elbow 90° (2 x press)		
article no.	dimensions	conversion factor
6560499	12	0,36
6560501	15	0,52
6560510	18	0,67
6560521	22	1,00
6560532	28	1,41
6560543	35	1,95
6560554	42	3,53
6560565	54	5,33

SP8002VM VSH SudoPress Carbon elbow 90° (2 x press)		
article no.	dimensions	conversion factor
6562259	66,7	9,05
6562261	76,1	12,64
6562270	88,9	17,01
6562281	108	22,99

SP8001V VSH SudoPress Carbon elbow 90° (press x male)		
article no.	dimensions	conversion factor
6560642	12 x Ø12	0,37
6560653	15 x Ø15	0,52
6560664	18 x Ø18	0,67
6560675	22 x Ø22	0,99
6560686	28 x Ø28	1,41
6560697	35 x Ø35	1,95
6560708	42 x Ø42	3,66
6560719	54 x Ø54	5,33

SP8001VM VSH SudoPress Carbon elbow 90° (press x male)		
article no.	dimensions	conversion factor
6562292	66,7 x Ø66,7	9,13
6562303	76,1 x Ø76,1	12,67
6562314	88,9 x Ø88,9	17,32
6562325	108 x Ø108	22,99

SP8041V VSH SudoPress Carbon elbow 45° (2 x press)		
article no.	dimensions	conversion factor
6560796	15	0,47
6560807	18	0,57
6560818	22	0,87
6560829	28	1,10
6560831	35	1,60
6560840	42	2,87
6560851	54	4,00

SP8041VM VSH SudoPress Carbon elbow 45° (2 x press)		
article no.	dimensions	conversion factor
6562371	66,7	7,60
6562380	76,1	9,20
6562391	88,9	11,72
6562402	108	17,47

SP8040V VSH SudoPress Carbon elbow 45° (press x male)		
article no.	dimensions	conversion factor
6560721	15 x Ø15	0,45
6560730	18 x Ø18	0,54
6560741	22 x Ø22	0,85
6560752	28 x Ø28	1,16
6560763	35 x Ø35	1,61
6560774	42 x Ø42	2,87
6560785	54 x Ø54	4,03

<b>SP8040VM VSH SudoPress Carbon elbow 45° (press x male)</b>		
article no.	dimensions	conversion factor
6562336	66,7 x Ø66,7	7,06
6562347	76,1 x Ø76,1	16,09
6562358	88,9 x Ø88,9	21,26
6562369	108 x Ø108	18,10

<b>SP8090LV VSH SudoPress Carbon bend 90° (2 x male)</b>		
article no.	dimensions	conversion factor
6561797	Ø12	0,90
6561808	Ø15	1,13
6561819	Ø18	1,34
6561821	Ø22	1,64
6561830	Ø28	2,06
6561841	Ø35	4,59
6561852	Ø42	7,02
6561863	Ø54	11,00

<b>SP8086V VSH SudoPress Carbon crossover (press x male)</b>		
article no.	dimensions	conversion factor
6561742	Ø12	0,72
6561753	Ø15	0,92
6561764	Ø18	1,13
6561775	Ø22	1,67
6561786	Ø28	2,39

<b>SP8130V VSH SudoPress Carbon T-piece (3 x press)</b>		
article no.	dimensions	conversion factor
6560873	15	0,75
6560884	18	0,90
6560895	22	1,33
6560906	28	1,83
6560917	35	2,43
6560928	42	4,07
6560939	54	6,21

<b>SP8130VM VSH SudoPress Carbon T-piece (3 x press)</b>		
article no.	dimensions	conversion factor
6562413	66,7	9,34
6562424	76,1	14,60
6562435	88,9	18,39
6562446	108	26,67

<b>SP8130RV VSH SudoPress Carbon reduced T-piece (3 x press)</b>		
article no.	dimensions	conversion factor
6560961	15 x 18 x 15	0,80
6560983	18 x 15 x 18	0,86
6560994	22 x 15 x 22	1,22
6561005	22 x 18 x 22	1,25
6561016	22 x 28 x 22	1,54
6561027	28 x 15 x 28	1,55
6561038	28 x 18 x 28	1,61
6561049	28 x 22 x 28	1,72
6561051	35 x 15 x 35	2,03
6561060	35 x 18 x 35	2,07
6561071	35 x 22 x 35	2,02
6561082	35 x 28 x 35	2,30

6561093	42 x 22 x 42	3,66
6561104	42 x 28 x 42	3,77
6561115	42 x 35 x 42	3,82
6561126	54 x 22 x 54	5,06
6561137	54 x 28 x 54	5,07
6561148	54 x 35 x 54	5,23
6561159	54 x 42 x 54	5,75

<b>SP8130RVM VSH SudoPress Carbon reduced T-piece (3 x press)</b>		
article no.	dimensions	conversion factor
6562501	76,1 x 66,7 x 76,1	14,16
6562512	88,9 x 66,7 x 88,9	16,37
6562523	88,9 x 76,1 x 88,9	17,24
6562688	108 x 76,1 x 108	24,68
6562534	108 x 88,9 x 108	25,11

<b>SP8130RVVM VSH SudoPress Carbon reduced T-piece (3 x press)</b>		
article no.	dimensions	conversion factor
6562578	76,1 x 42 x 76,1	12,59
6562490	76,1 x 54 x 76,1	12,24
6562611	88,9 x 42 x 88,9	16,09
6562622	88,9 x 54 x 88,9	16,32
6562666	108 x 42 x 108	21,82
6562677	108 x 54 x 108	22,64

<b>SP8130GV VSH SudoPress Carbon threaded T-piece (press x female thread x press)</b>		
article no.	dimensions	conversion factor
6561161	15 x Rp $\frac{1}{2}$ " x 15	0,93
6561170	18 x Rp $\frac{1}{2}$ " x 18	0,99
6561192	22 x Rp $\frac{1}{2}$ " x 22	1,36
6561203	22 x Rp $\frac{3}{4}$ " x 22	1,56
6561214	28 x Rp $\frac{1}{2}$ " x 28	1,62
6561225	28 x Rp $\frac{3}{4}$ " x 28	1,90
6561236	35 x Rp $\frac{1}{2}$ " x 35	2,16
6561247	35 x Rp $\frac{3}{4}$ " x 35	2,32
6561258	42 x Rp $\frac{1}{2}$ " x 42	3,61
6561269	42 x Rp $\frac{3}{4}$ " x 42	3,75
6561271	54 x Rp $\frac{1}{2}$ " x 54	4,87
6563128	54 x Rp $\frac{3}{4}$ " x 54	5,17

<b>SP8130GVVM VSH SudoPress Carbon threaded T-piece (press x female thread x press)</b>		
article no.	dimensions	conversion factor
6562699	66,7 x Rp $\frac{3}{4}$ " x 66,7	7,69
6562701	76,1 x Rp $\frac{3}{4}$ " x 76,1	11,06
6562710	88,9 x Rp $\frac{3}{4}$ " x 88,9	16,80
6562721	108 x Rp $\frac{3}{4}$ " x 108	21,03



<b>SP8243V VSH SudoPress Carbon reducer (male x press)</b>		
article no.	dimensions	conversion factor
6560301	Ø15 x 12	0,33
6560312	Ø18 x 12	0,37
6560334	Ø18 x 15	0,39
6560345	Ø22 x 15	0,45
6560356	Ø22 x 18	0,46
6560367	Ø28 x 15	0,54
6560378	Ø28 x 18	0,60
6560389	Ø28 x 22	0,77
6560391	Ø35 x 22	0,99
6560400	Ø35 x 28	1,09
6560411	Ø42 x 22	1,38
6560422	Ø42 x 28	1,41
6560433	Ø42 x 35	1,51
6560455	Ø54 x 22	2,17
6560466	Ø54 x 28	1,86
6560477	Ø54 x 35	2,06
6560488	Ø54 x 42	2,62
6562151	Ø66,7 x 54	4,02
6562160	Ø76,1 x 42	5,24
6562171	Ø76,1 x 54	5,80
6562182	Ø88,9 x 54	7,41

<b>SP8243VM VSH SudoPress Carbon reducer (male x press)</b>		
article no.	dimensions	conversion factor
6562193	Ø76,1 x 66,7	5,78
6562204	Ø88,9 x 66,7	6,39
6562226	Ø88,9 x 76,1	8,11
6562215	Ø108 x 66,7	10,55
6562237	Ø108 x 76,1	11,41
6562248	Ø108 x 88,9	11,49

<b>SP8243GV VSH SudoPress Carbon straight connector (press x male thread)</b>		
article no.	dimensions	conversion factor
6560171	12 x R $\frac{3}{8}$ "	0,34
6560191	15 x R $\frac{3}{8}$ "	0,46
6560180	15 x R $\frac{1}{2}$ "	0,54
6560202	18 x R $\frac{1}{2}$ "	0,62
6560213	18 x R $\frac{3}{4}$ "	0,78
6560224	22 x R $\frac{1}{2}$ "	0,92
6560235	22 x R $\frac{3}{4}$ "	0,95
6560246	22 x R1"	1,06
6560268	28 x R $\frac{3}{4}$ "	1,30
6560257	28 x R1"	1,31
6563007	35 x R1	1,90
6560279	35 x R1 $\frac{1}{4}$ "	2,16
6560281	42 x R1 $\frac{1}{2}$ "	2,37
6560290	54 x R2"	4,30

<b>SP8243GVM VSH SudoPress Carbon straight connector (press x male thread)</b>		
article no.	dimensions	conversion factor
6562094	66,7 x R2 $\frac{1}{2}$ "	7,13
6562105	76,1 x R2 $\frac{1}{2}$ "	7,91
6562116	88,9 x R3"	13,47

<b>SP8270GV VSH SudoPress Carbon straight connector (press x female thread)</b>		
article no.	dimensions	conversion factor
6560015	15 x Rp $\frac{1}{2}$ "	0,44
6560026	18 x Rp $\frac{1}{2}$ "	0,66
6560037	18 x Rp $\frac{3}{4}$ "	0,66
6563018	22 x Rp $\frac{1}{2}$ "	1,05
6560059	22 x Rp $\frac{3}{4}$ "	0,85
6560061	28 x Rp $\frac{1}{2}$ "	1,67
6560081	28 x Rp $\frac{3}{4}$ "	1,41
6560070	28 x Rp1"	1,20
6563029	35 x Rp1"	2,44
6560103	35 x Rp1 $\frac{1}{4}$ "	1,64
6563031	42 x Rp1 $\frac{1}{2}$ "	2,77
6563040	54 x Rp2	4,60

<b>SP8433V VSH SudoPress Carbon straight connector (male x female thread)</b>		
article no.	dimensions	conversion factor
6561951	12 x Rp $\frac{1}{2}$ "	0,57
6561962	15 x Rp $\frac{1}{2}$ "	0,60
6561973	18 x Rp $\frac{1}{2}$ "	0,66
6561984	18 x Rp $\frac{3}{4}$ "	0,91
6561995	22 x Rp $\frac{1}{2}$ "	0,69
6562006	22 x Rp $\frac{3}{4}$ "	0,95

<b>SP8092GV VSH SudoPress Carbon elbow 90° (press x male thread)</b>		
article no.	dimensions	conversion factor
6561280	12 x R $\frac{3}{8}$ "	0,49
6561302	15 x R $\frac{3}{8}$ "	0,64
6561291	15 x R $\frac{1}{2}$ "	0,77
6561313	18 x R $\frac{1}{2}$ "	0,84
6561324	22 x R $\frac{3}{4}$ "	1,37
6561335	28 x R1"	1,98
6561346	35 x R1 $\frac{1}{4}$ "	3,34
6561357	42 x R1 $\frac{1}{2}$ "	4,71

<b>SP8098GV VSH SudoPress Carbon elbow 90° (press x male thread)</b>		
article no.	dimensions	conversion factor
6563084	15 x R $\frac{3}{8}$ "	0,71
6563095	15 x R $\frac{1}{2}$ "	1,18
6563106	18 x R $\frac{1}{2}$ "	1,13
6563117	22 x R $\frac{3}{4}$ "	2,07

<b>SP8090GV VSH SudoPress Carbon elbow 90° (press x female thread)</b>		
article no.	dimensions	conversion factor
6560576	15 x Rp $\frac{1}{2}$ "	0,80
6560598	18 x Rp $\frac{1}{2}$ "	0,92
6560609	22 x Rp $\frac{3}{4}$ "	1,36
6563073	28 x Rp1"	2,75

<b>SP8330GV VSH SudoPress Carbon straight union (press x male thread)</b>		
<b>article no.</b>	<b>dimensions</b>	<b>conversion factor</b>
6561511	15 x Rp½"	1,55
6561522	18 x Rp½"	1,61
6561533	22 x Rp¾"	2,46
6561544	28 x Rp1"	3,80
6561555	35 x Rp1¼"	5,28
6561566	42 x Rp1½"	6,24
6561577	54 x Rp2"	10,51

<b>SP8301V VSH SudoPress Carbon stop end (1 x press)</b>		
<b>article no.</b>	<b>dimensions</b>	<b>conversion factor</b>
6561379	15	0,20
6561381	18	0,25
6561390	22	0,36
6561401	28	0,43
6561412	35	0,79
6561423	42	1,41
6561434	54	2,05

<b>SP8301VM VSH SudoPress Carbon stop end (1 x press)</b>		
<b>article no.</b>	<b>dimensions</b>	<b>conversion factor</b>
6562809	66,7	3,64
6562811	76,1	4,97
6562820	88,9	6,34
6562831	108	9,56

<b>SP8500VM VSH SudoPress Carbon flange adapter (press x flange)</b>		
<b>article no.</b>	<b>dimensions</b>	<b>conversion factor</b>
6562732	66,7 x DN65	37,87
6562743	76,1 x DN65	41,02
6562754	88,9 x DN80	45,26
6562765	108 x DN100	60,00

<b>SP8359GV VSH SudoPress Carbon coupling with nut (press x female thread)</b>		
<b>article no.</b>	<b>dimensions</b>	<b>conversion factor</b>
6560114	18 x G¾"	0,49
6560125	22 x G1"	1,40
6560136	28 x G1¼"	1,84
6563051	35 x G1½"	2,30
6563062	42 x G1¾"	2,86

## our sustainable spirit



reduce



rethink



recycle

### more information?

---

For a complete and up-to-date product range and our additional services, visit: [www.aalberts-ips.eu](http://www.aalberts-ips.eu)

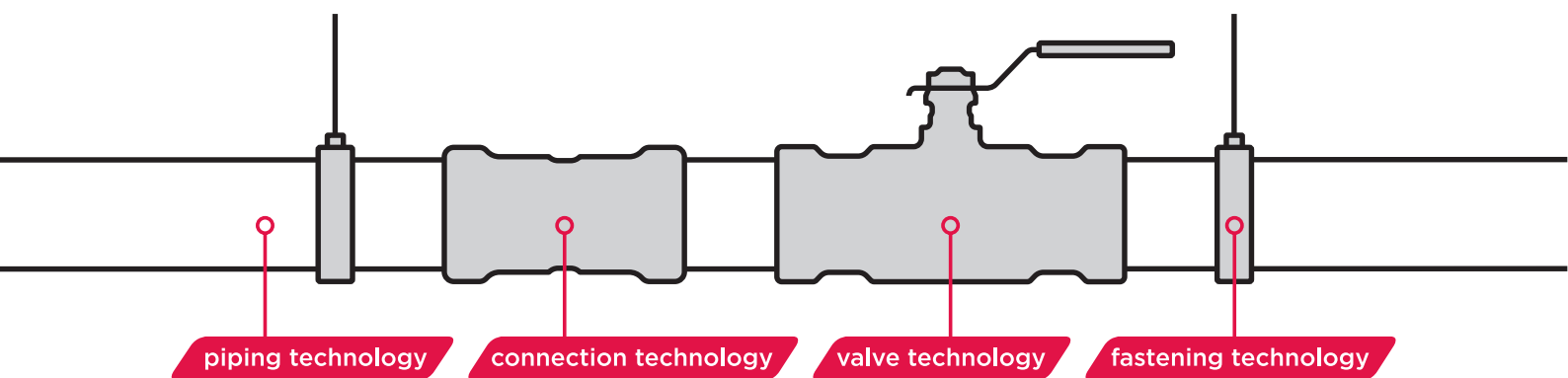
Would you like to make an appointment to meet an account manager in your region or receive advice and support from one of our experts?

Please contact:

**Aalberts integrated piping systems Customer Service**

**+31 (0)35 68 84 330**

**[salesupport.emea@aalberts-ips.com](mailto:salesupport.emea@aalberts-ips.com)**



**Aalberts integrated piping systems B.V.**

Oude Amersfoortseweg 99 / 1212 AA Hilversum

P.O. Box 498 / 1200 AL Hilversum

The Netherlands

[www.aalberts-ips.eu](http://www.aalberts-ips.eu)